

Public Document Pack



**Nottingham
City Council**

NOTTINGHAM CITY COUNCIL
BASFORD AND BESTWOOD AREA COMMITTEE

Date: Wednesday, 25 May 2016

Time: 4.30 pm

Place: LB 31-32 - Loxley House, Station Street, Nottingham, NG2 3NG

Councillors are requested to attend the above meeting to transact the following business

Corporate Director for Resilience

Governance Officer: Mark Leavesley **Direct Dial:** 0115 876 4302

- 1 APPOINTMENT OF CHAIR**
- 2 APPOINTMENT OF VICE-CHAIR**
- 3 APOLOGIES FOR ABSENCE**
- 4 DECLARATIONS OF INTERESTS**
If you need advice on declaring an interest, please contact the Governance Officer above, if possible before the day of the meeting
- 5 MINUTES** 3 - 10
Last meeting held on 24 February 2016 (for confirmation)
- 6 AREA 2 COMMITTEE COMMUNITY REPRESENTATIVES** 11 - 18
Report of Director of Neighbourhood Services
- 7 POLICE UPDATE** 19 - 20
Inspector Clarke to report
- 8 NOTTINGHAM CITY HOMES UPDATES**
 - (a) Capital programme and major works** 21 - 26
Report of Chief Executive, Nottingham City Homes
 - (b) Performance** 27 - 40
Report of Tenancy and Estate Manager, North Area

9	RIGHT TRACK: PERFORMANCE TO DATE Gary Cawthorne to report	41 - 46						
10	AREA COMMITTEE FINANCE AND DELEGATED AUTHORITY – Q4 JANUARY TO MARCH 2016 Report of Director of Neighbourhood Services	47 - 52						
11	AREA 2 COMMITTEE PRIORITIES ACTION PLAN Report of Director of Neighbourhood Services	53 - 60						
12	BASFORD AND BESTWOOD PRIORITIES AND KEY ISSUES Report of Director of Neighbourhood Services	61 - 68						
13	AREA CAPITAL FUND Report of Director of Neighbourhood Services	69 - 78						
14	DATES OF FUTURE MEETINGS To consider meeting at Loxley House, Station Street, at 4.30pm on the following Wednesdays:							
	<table border="0"> <tr> <td style="padding-right: 40px;"><u>2016</u></td> <td><u>2017</u></td> </tr> <tr> <td style="padding-right: 40px;">28 September</td> <td>29 March</td> </tr> <tr> <td style="padding-right: 40px;">14 December</td> <td></td> </tr> </table>	<u>2016</u>	<u>2017</u>	28 September	29 March	14 December		
<u>2016</u>	<u>2017</u>							
28 September	29 March							
14 December								

CITIZENS ATTENDING MEETINGS ARE ASKED TO ARRIVE AT LEAST 15 MINUTES BEFORE THE START OF THE MEETING TO BE ISSUED WITH VISITOR BADGES

CITIZENS ARE ADVISED THAT THIS MEETING MAY BE RECORDED BY MEMBERS OF THE PUBLIC. ANY RECORDING OR REPORTING ON THIS MEETING SHOULD TAKE PLACE IN ACCORDANCE WITH THE COUNCIL'S POLICY ON RECORDING AND REPORTING ON PUBLIC MEETINGS, WHICH IS AVAILABLE AT WWW.NOTTINGHAMCITY.GOV.UK. INDIVIDUALS INTENDING TO RECORD THE MEETING ARE ASKED TO NOTIFY THE GOVERNANCE OFFICER SHOWN ABOVE IN ADVANCE.

NOTTINGHAM CITY COUNCIL

BASFORD AND BESTWOOD AREA COMMITTEE

MINUTES of the meeting held at Loxley House on 24 February 2016 from 4.33pm to 5.48pm

Membership

Present

Councillor Brian Grocock (Vice Chair)
Councillor Alex Norris
Councillor David Smith
Councillor Linda Woodings

Absent

Councillor Cat Arnold
Councillor Michael Wildgust (Chair)

Colleagues, partners and others in attendance:

James Fullerton) Bestwood Estate Community Centre
Sharon Fullerton)
Mark Leavesley - Governance Officer
Dale Griffin)
Heidi May) Locality Management Officer
Gursharan Nijran)
Wade Adams - Nottingham City Homes Officer
Michael Savage - Nottingham City Homes (Tenant Representative)
Inspector Bruce Clarke - Nottinghamshire Police
Councillor Dave Trimble)
Alex Brown) ParkLives
Eddie Curry)

38 CHAIR

In the absence of Councillor Wildgust, Councillor Grocock chaired the meeting.

39 APOLOGIES FOR ABSENCE

Councillor Wildgust (personal)

40 DECLARATIONS OF INTERESTS

None.

41 MINUTES

The Committee agreed the minutes of the meeting held on 25 November 2015 as a correct record and they were signed by the Chair of the meeting.

42 PARKLIVES HEALTHY LIFESTYLE ACTIVITY PROGRAMME 2016

The Committee considered a report of the Director of Sport and Culture, and received a joint presentation by Councillor Trimble, Portfolio Holder for Leisure and Culture, Eddie Curry, Head of Parks and Open Spaces, and Alex Brown, Community Sport

and Physical Activity Officer, regarding the 2015 ParkLives programme, including how communities can get involved in the provision of, and participate in, a range of free to attend activities, sports and events delivered in local parks around the City throughout 2016 and beyond.

The main points were as follows:

- ParkLives is a project funded by Coca Cola GB, aimed at getting 1 million people 'active' by 2020;
- the 2016 programme of weekly healthy lifestyle, sports, activities and events in local parks across the City will have a key emphasis around activating the entire community, and training and developing a local network of people who can get involved and help sustain the programme in future years;
- for the 2016 programme, the ParkLives Team is looking to recruit local people to the following posts as volunteers to help promote and run the sessions:
 - ParkLives Ambassadors - will help promote the ParkLives sessions and be a local champion who can encourage local groups and individuals to get involved and be active in their local parks;
 - ParkLives Activators - will actively get involved in assisting / leading local ParkLives sessions. This could be as a walk leader, organising a weekly game of rounder's or Zumba class in the parks and/or community centres;
- as part of the programme, the ParkLives Team will help provide support and training on all aspects relating to the programme and show volunteers how to promote and deliver the sessions;
- the Programme will focus on delivering 3 areas of activity across the City:
 - Major ParkLives events and one-off activity days, such as Southglade Live, Cycle Live, Clifton Picnic in the Park, Radford Family fun day, Radford curry in the park, Vernon Park family fun day and Father's Day (19 June);
 - family activity weeks during the Easter holiday (2 - 17 April), May half-term holiday (30 May - 5 June), Love Parks week (15 - 24 July) and October half-term holiday (17 - 28 October);
 - continuous blocks of activity (a set timetable where activities will be taking place at the same time of day, in the same park each week for the duration of the block) during 6 June - 22 July (7 weeks spring-summer), 27 July - 31 August (5 week family focussed summer holidays) and 5 September - 14 October (6 week autumn block).

During discussion, the following comments were made:

- it is important that local people get involved and use their local park, therefore communicating the events etc needs to be done as widely as possible, not just relying on social media / electronic communication, as the project covers all age groups, some of which won't use the internet.

RESOLVED

- (1) to note the 2016 ParkLives Programme of activities and events as detailed above;
- (2) that local representatives forward to the Head of Parks and Open Spaces nominations for ParkLives ambassadors and activators;
- (3) to note the contact email - parklives@nottinghamcity.gov.uk.

43 EASYLINK BUS SERVICE - UPDATE

RESOLVED to note the information regarding Easylink Bus Service, a door to door service using fully wheelchair accessible buses, allowing passengers to get to shops, leisure activities and medical and other appointments, operated by Nottingham Community Transport on behalf of the City and County Councils. For more details, 0115 9691801 or www.ct4nottingham.co.uk/easylink

44 AREA 2 COMMUNITY EMPLOYMENT AND SKILLS UPDATE

RESOLVED

- (1) to approve the establishment of an employment and skills area 2 partnership, with terms of reference, membership, officers, reporting system and frequency of meetings to be decided at the next Area 2 Cluster meeting;
- (2) that consideration will be given at the next Area 2 cluster meeting to a possible merger with the Area 1 and/or 3 partnerships, to create a combined approach to the North area.

45 LOCAL PLAN PART 2: LAND AND PLANNING POLICIES DOCUMENT

RESOLVED to note that

- (1) the Local Plan Part 2: Land and Planning Polices Document (Publication Version) and accompanying Policies Map, detailing the site plans and development principles of Basford and Bestwood sites, have been published for consultation, which ends at 5.00pm on 11 March 2016;
- (2) consultation documents can be viewed at www.nottinghamcity.gov.uk/localplan.

46 AREA COMMITTEE PRIORITIES ACTION PLAN

Dale Griffin, Neighbourhood Development Officer, presented the report of the Director of Neighbourhood Services, detailing the Area 2 Priorities which had been agreed at the November 2015 Area Committee. A series of actions had been developed at Area Cluster meetings, progress of which will be reported regularly to the Committee.

The main points were:

- Area committee priorities will link to the City Council’s current ambitions, as set out in the City Council Plan 2015-19 and the actions developed for each priority will be led by appropriate service teams and partnerships;
- by developing clear area focussed priorities, covering two or three wards, each Area Chair will be able to examine the work being undertaken at a ‘grass roots’ level to see where there may be gaps in provision and/or where targets and outcomes can be improved;
- there are 4 main priorities, with actions as follows:

Crime and grime

Action	By who	Timescale
To purchase a re-deployable CCTV camera in each ward that can be utilised in hotspot areas	Neighbourhood Management & Woodlands Surveillance Control	February 2016
To identify priority fly tipping / litter areas and ensure they are addressed in a maintenance regime	City Services	February 2016 - Ongoing works
To ensure that contaminated bins are addressed appropriately through reporting, education and enforcement	Waste management and Community Protection	Summer 2016
To support the role out of the ‘We’re Watching You’ campaign in Basford and Bestwood wards	Neighbourhood Management, City Services and Community Protection	April 2016
To implement a ‘good garden scheme’ in the Basford and Bestwood wards	Neighbourhood Management	April 2016
To support the application of a consistent approach to replacement fencing – both timescales and materials	Nottingham City Homes	Summer 2016

Youth Provision

Action	By who	Timescale
To undertake an audit of the current provision in Area 2	Neighbourhood Management, Family Community Team, Right Track	April 2016
To support the recruitment of volunteers to strengthen existing provision	Family Community Team and Right Track	Ongoing
Based on results of the audit, capitalise on existing resources e.g. MUGAs, Leisure Centres, parks, open spaces and schools	Neighbourhood Management, Family Community Team, Right Track, Henry Mellish Sports Centre and Community and Voluntary sector	Summer 2016

Bringing derelict sites into use

Action	By who	Timescale
City Council to work with City Homes to support the development of social housing	Housing Strategy and Regeneration	Ongoing
Support the progression of developments on garage block sites and small pockets	Housing Strategy and Regeneration	Ongoing

Social isolation of older people

Action	By who	Timescale
To undertake an audit of provision for elderly people within Area 2 to identify gaps	Neighbourhood Management	April 2016
To identify where socially isolated people are located, concentrating on one area in each ward	Neighbourhood Management and Nottingham City Homes	Summer 2016

RESOLVED to note the Area Priorities and Actions and that progress will be reported to future Committee meetings.

47 NOTTINGHAM CITY HOMES

(a) Performance update

Wade Adams, Tenancy and Estates Manager, NCH, updated the Committee on performance against key issues, such as anti-social behaviour, rent collection and repairs, which are linked to local priorities.

RESOLVED to note the performance against key indicators, as detailed in the report.

(b) Environmental schemes

RESOLVED to note that there are no environmental schemes to be approved at this meeting and, therefore, the remaining balances of £44,420 (Basford) and £30,975 (Bestwood) were available for future environmental schemes.

48 NOTTINGHAMSHIRE POLICE UPDATE

Inspector Clarke updated the Committee as follows:

Basford Ward

Compared to 2014, dwelling burglary has reduced 28%, and total crime is down 13%. There are also reductions in robbery (down 66%) and ASB offences (down 23%), but

increases in criminal damage, with 10 more offences, theft up 11 offences and 1 extra sexual offence.

Highlights of NPT activity during this period include:

- Local persistent offender found guilty at Nottm Youth Court of theft and sentenced to a youth referral order of 9 months, with 10 days activities.
- Robbery offender charged for offence on Vernon Road.
- Drugs warrant executed on Rempton Drive.
- Community Protection Warning Notices issued on Naworth Close and Acton Avenue for environmental issues.

The Community Priority continues to be off road bikes, which are causing nuisance around the whole ward. Recorded sexual offences have also seen an increase of 8, due to historic reports from the 1970s and 80s.

The focus currently is ASB. In July 2015, a 3G CCTV camera was used around Kyle View. However, the problem moved firstly to the Elmbridge area, then to the Chediston Vale Park area and the Ridgeway. A dispersal order was successfully used around Elmbridge, with numerous breaches pursued through to summons and the youths involved were also visited at home and issued warning letters. The youth service devised a program to deliver to a number of them. A number of them have now gone through the court and the Youth Offending Team is working with some of them.

Also contributing to an increase in ASB figures are a few persistent noisy neighbour complaints, which in some cases generated daily calls. These have been passed to Community Protection to lead on and the use of CPN warning notices have been utilised, along with noise referrals.

The street to street initiative around Elmbridge and Chediston Vale has continued, there have been 64 surveys completed and the agencies continue to promote Neighbourhood Alert. This has deliberately been focussed around the areas affected by ASB, with a view to increasing reporting, trust and confidence.

Bestwood Ward

Compared to 2014, there is a reduction in all but two crime categories. All crime is down 81 offences – nearly 25%. There were 21 fewer burglaries of homes, 3 fewer robberies and 3 fewer cars broken into or stolen. There are also reductions in burglary other (sheds garages etc), criminal damage and drug offences. There have also been overall decreases in violence, with 11 fewer offences in total, although there was a small increase (2 more) in 'violence without injury' offences. There was an increase in reports of anti-social behaviour, with 17 more matters being noted.

The main focus is ASB. Together with Community Protection, the Police have tackled youth ASB issues in and around the Elmbridge area and the Ridgeway, as well as a number of noisy neighbour complaints. There is a continued use CPN warning notices and Noise Pollution referrals for these matters.

The Police have continued the street to street initiative, as well as executing a number of drugs warrants (acting on intelligence supplied by the community) to tackle issues that cause concern, helping to increase reporting, trust and confidence.

The ward priority currently is in relation to the environmental issues in the Belconnen Road and Wyton Close areas.

RESOLVED

- (1) to note the update provided by Inspector Clarke;
- (2) that future reports include numbers alongside the percentage figures.

49 FINANCE AND DELEGATED AUTHORITY: Q3 - OCTOBER TO DECEMBER 2015

Dale Griffin and Gursharan Nijran, Neighbourhood Development Officers, presented the report of the Director of Neighbourhood Services, detailing decisions taken under delegated authority during October to December 2015.

RESOLVED to note the actions taken under delegated authority by the Director of Neighbourhood Services in respect of projects in Area 2 as follows:

<u>Basford Ward</u>	<u>(£)</u>
Highbury Vale Christmas Play scheme and Party	500
Total available allocation	15,580
Total allocated at 31/12/2015	7,400
Total available at 31/12/2015	8,180
<u>Bestwood Ward</u>	
Southglade Library Christmas 2015	200
<u>Scheme to be de-committed</u>	
Christmas Lights 2015	3,000
Total available allocation	33,466
Total de-committed	4,475
Total allocated at 31/12/2015	24,805
Total available at 31/12/2015	13,136

50 WARD PERFORMANCE: Q3 – OCTOBER TO DECEMBER 2015

Dale Griffin and Gursharan Nijran, Neighbourhood Development Officers, presented the report of the Director of Neighbourhood Services, detailing achievements and emerging issues in regard to key issues and themes, linked to the Nottingham Plan 2020. The report provided updates on the key ward priorities in relation to community engagement, finance, crime and ASB, cleansing and environmental issues, unemployment, housing, Community Protection, fire and local health priorities.

RESOLVED to note the performance in each ward in relation to themes in the Nottingham Plan 2020, as detailed in the report.

51 AREA CAPITAL FUND - 2015/16 PROGRAMME

Dale Griffin and Gursharan Nijran, Neighbourhood Development Officers, presented the report of the Director of Neighbourhood Services, detailing the latest spend under the Area Capital Fund 2015-16 (ACF), including highways and footways.

<u>Basford ward</u>	<u>Scheme</u>	<u>(£)</u>
Runton Drive	footpaths (from LTP funds)	337
Greenwich Avenue	signage	1,000
Mill Street playing field	litter bins	3,000
Runton Drive	footpaths (from public realm funds)	13,702
Heatherley Drive	footpaths	55,663
	2015-16 LTP allocation	66,000
	2015-16 Public Realm allocation	+39,600
	Public Realm c/f from 2013-15	+664
	Total Available 2015-16 ACF	<u>106,264</u>
	Less LTP schemes	-66,000
	Less Public Realm schemes	-26,952
	LTP element remaining	0
	Public Realm element remaining	<u>13,312</u>
	Total remaining balance	<u>13,312</u>
<u>Bestwood ward</u>	<u>Scheme</u>	<u>(£)</u>
Various sites	dropped crossings	1,250
Ridgeway	Zebrites	5,750
Various sites	CCTV security cameras	5,480
Ridgeway	VAS units (from LTP funds)	8,253
Ridgeway	VAS units (from public realm funds)	9,747
	2015-16 LTP allocation	78,000
	2015-16 Public Realm allocation	+46,850
	Public Realm c/f from 2013-15	+32,182
	Total Available 2015-16 ACF	<u>157,032</u>
	Less LTP schemes	-78,000
	Less Public Realm schemes	-82,227
	Decommitted funds	+12,000
	LTP element remaining	0
	Public Realm element remaining	<u>8,805</u>
	Total remaining balance	<u>8,805</u>

RESOLVED to

- (1) note the remaining total balances of £13,312 (Basford) and £8,805 (Bestwood);**
- (2) approve the new Basford and Bestwood schemes as detailed above.**

AREA 2 COMMITTEE – 25th MAY 2016

Title of paper:	Appointment of Community Representatives	
Director(s)/ Corporate Director(s):	Dave Halstead dave.halstead@nottinghamcity.gov.uk	Wards affected: Basford and Bestwood
Report author(s) and contact details:	Gursharan Singh Nijran Neighbourhood Development Officer – Basford Ward 0115 8833734 gursharan.nijran@nottinghamcity.gov.uk Dale Griffin 0115 8833736 Neighbourhood Development Officer – Bestwood Ward dale.griffin@nottinghamcity.gov.uk	
Other colleagues who have provided input:	Heidi May Head of Neighbourhood Management	

Relevant Council Plan Key Theme:

Strategic Regeneration and Development	<input type="checkbox"/>
Schools	<input type="checkbox"/>
Planning and Housing	<input type="checkbox"/>
Community Services	<input checked="" type="checkbox"/>
Energy, Sustainability and Customer	<input type="checkbox"/>
Jobs, Growth and Transport	<input type="checkbox"/>
Adults, Health and Community Sector	<input type="checkbox"/>
Children, Early Intervention and Early Years	<input type="checkbox"/>
Leisure and Culture	<input type="checkbox"/>
Resources and Neighbourhood Regeneration	<input checked="" type="checkbox"/>

Summary of issues (including benefits to citizens/service users):

The report invites the Area Committee to formally appoint Community Representatives from the Basford and Bestwood Wards onto the Area 2 Committee as required by the Terms of References for the Role of Area Committee Community Representatives.

Local organisations are invited annually to nominate a representative to the Area Committee. The role of the community representative and the procedure for accepting nominations is outlined in Appendix 1.

Recommendation(s):

1	That the Area Committee formally appoints Area Committee Community Representatives from the Basford and Bestwood Wards, as detailed in Appendix 2, to the Area Committee for the municipal year 2016/17.
----------	--

1 REASONS FOR RECOMMENDATIONS

- 1.1 The Council's constitution requires Area Committees to formally confirm Community Representatives at the start of the municipal year and encourage citizens living in the ward to become involved in democratic decision making process alongside Councillors.

2 BACKGROUND (INCLUDING OUTCOMES OF CONSULTATION)

- 2.1 Each year the Area Committee invites nominations from relevant groups and organisations and appoints representatives from the wards. Nominations are attracted from groups that are active in the area, but there is also the need to ensure that the Committee reflects the views of all sectors of its community.
- 2.2 The role of the Community Representatives on an Area Committee has been designed to bring citizens living in the area in question into the democratic decision making process alongside Councillors.
- 2.3 The revised Terms of Reference for the Role of Area Committee Community Representatives include guidance on the selection and the role of the Community Representative and is designed to help achieve reflective representation of the ward.
- 2.4 The Council's constitution requires Area Committees to confirm community representatives at the start of each municipal year, normally a meeting in May and the Neighbourhood Development Officers have been liaising with local community groups in advance of this meeting.
- 2.5 Nomination forms were sent out along with the Terms and References for the Role of Area Committee Representative to groups and organisations on the basis that it provides a geographical representation of the ward.
- 2.6 Completed nomination forms and expression of interest for Community Representatives onto the Area 2 Committee for the municipal year 2016/17 were received from groups and community organisations and these are listed in Appendix 2.

3 OTHER OPTIONS CONSIDERED IN MAKING RECOMMENDATIONS

- 3.1 None.

4 FINANCE COMMENTS (INCLUDING IMPLICATIONS AND VALUE FOR MONEY/VAT)

- 4.1 That the Area Committee set aside a small budget for the payment of travel and care costs for Community Representatives.

5 LEGAL AND PROCUREMENT COMMENTS (INCLUDING RISK MANAGEMENT ISSUES, AND LEGAL, CRIME AND DISORDER ACT AND PROCUREMENT IMPLICATIONS)

- 5.1 None.

6 STRATEGIC ASSETS & PROPERTY COMMENTS (FOR DECISION RELATING TO ALL PROPERTY ASSETS AND ASSOCIATED INFRASTRUCTURE) (AREA COMMITTEE REPORTS ONLY)

- 6.1 None.

7 EQUALITY IMPACT ASSESSMENT

7.1 An EIA is not required as this is not a new or changing policy, service or function.

8 LIST OF BACKGROUND PAPERS OTHER THAN PUBLISHED WORKS OR THOSE DISCLOSING CONFIDENTIAL OR EXEMPT INFORMATION

8.1 None.

9 PUBLISHED DOCUMENTS REFERRED TO IN COMPILING THIS REPORT

9.1 None.

The Role of Community Representatives

- You will be encouraged to act as an ambassador for the Area Committee to help to raise the profile of the work done by the Area Committee.
- You should attend all Area Committee meetings, events, training etc wherever possible.
- If you cannot attend the meetings try to find someone who will cover for you.
- You should represent the views of residents and of your group or community who live and work in the area.
- All business representatives should have business premises within the area.
- You will be encouraged and entitled to speak on all items discussed at Area Committee meetings.
- Events and training will be held for you to give you the confidence and knowledge to be actively involved within the Area Committee. We will ask you what training and events you would like.
- You will be invited to put forward items for discussion at the Area Committee meetings. You will need to do this at least 3 weeks before the date of the meeting.
- You will be encouraged to tell us when things are not running well.
- You will find it much easier to fulfill your role if you have read the reports before the meeting and, if possible, had a chance to discuss the report with your community group. Everyone will benefit from this as it allows the community representatives to play a much more active role and makes for a more effective and informed contribution to discussions and debate.
- Most importantly, any relevant information should be passed back to your community group to any local friends, neighbours or colleagues. None of the information made available during the meetings are secret or confidential.
- One of the biggest challenges for the Area Committee is to keep people informed. Your agreement to pass on information, display and distribute any publicity material in community venues and promote involvement in the work of the Area Committee and to take an active role in local community consultations is appreciated.

NORTH LOCALITY - COMMUNITY INVOLVEMENT IN AREA COMMITTEES: THE CRITERIA AND PROCESS FOR SELECTION

INTRODUCTION

Encouraging greater participation in service delivery and decision making was one of the main reasons for establishing Area Committees in 1995. The new terms of reference give Area Committees more responsibilities, which in turn will have an impact on the involvement of local representatives.

THE CRITERIA FOR SELECTION

- Community or Voluntary organisations that wish to be represented on Area Committees will be properly constituted (i.e. have a constitution/terms of reference, have regular meetings, and operate an Equal Opportunities Policy)
- All community group representatives (except those representing citywide organisations), should live in the area and seek to represent the views of their group(s) or community organisation and not individual viewpoints.
- Community Group representatives will have established networks/systems for passing information to the Area Committee from groups that they represent, citizens that they aim to serve within their area and likewise feedback information from the Area Committee.
- Representatives will be selected each civic year (normally in May), Only one nomination per group will be accepted by the Area Committee at any given time. Any person from the group can attend Area Committee meetings although only the nominated community representative will be allowed to speak. If the community representative is unable to attend a meeting, the group can nominate an individual to speak on behalf of the community representative for the group.
- Any member of the public may have the right to attend Area Committee meetings as an observer.

POWERS OF COMMUNITY GROUP REPRESENTATIVES

- Community Group Representatives are entitled to speak on all items discussed at Area Committee meetings and can 'influence' the decisions (but cannot vote on any matter) being made by the area committee.
- Community Group representatives will be entitled to claim expenses for travelling and care costs related to attending Area Committee meetings.
- Community Group representatives will be able to submit items for inclusion on the Area Committee agenda at least three weeks before the meeting or in advance of the meeting with the agreement of the Chair.
- Community Group representatives will be entitled to attend specific events and training across the city in order to carry out their role and responsibilities in relation to Area Committee/Working.

- Community Group Representatives can make formal presentations at Area Committee meetings on community projects/initiatives with the prior agreement of the Chair.

POWERS OF COUNCILLORS IN RELATION TO COMMUNITY INVOLVEMENT IN AREA COMMITTEES

- Only Councillors can vote on all matters in respect of the Area Committee
- If a representative fails to attend committee meetings consistently without good reason, the Area Committee may approach their organisation for a replacement.
- If a representative is deemed to persistently not abide by the corporate policies of Nottingham City Council, (e.g. Health & Safety, Equality and Diversity), he/she will be required to resign their position as local community group representative on the Area Committee
- Councillors may choose to invite representatives from other organisations outside their geographical area in order to widen participation from under-represented groups.
- Councillors will allocate a small 'rolling budget' for reimbursement of Community Group Representative's expenses.
- If Community Representatives find it beneficial and have made a request, Councillors will provide community group representatives with an opportunity to meet together with the Locality Team prior to each Area Committee meeting, to discuss the agenda or other items of concern.

THE PROCESS

- Each year Councillors must determine the number of Community Representatives that they wish to represent the community. This may be based on a set number of places per ward or according to specific interests and issues in the area. Representation should take account of the population makeup of the area. Where under-representation exists, city wide groups may be approached for representation.
- Once per year (normally in March) the Locality Team will send out nomination forms by post, (together with an Area Committee information pack), to all community organisations in the area, inviting them to nominate a representative from their organisation to be involved in Area Committee meetings
- Locality Managers will assess completed nomination forms to ensure that the selection criteria are met and will produce a report for Area Committee detailing nominations received.
- Councillors will decide which of the nominations should be selected for community group representation at Area Committee meetings, taking into account the population makeup of the area or specific issues/interests in the area.
- Those community group organisations selected will be notified in writing of the offer by the Locality team. Details of future dates of committee meetings will be sent out at the same time.

- A review will take place each civic year (by Councillors – advised by officers) to determine what groups are the most appropriate to be represented on the area committee
- Where nominations are not accepted, a letter explaining why will be signed by the Chair and sent to the organisation, together with details of other options for involvement in area working.
- Where groups are dissatisfied with the decision, they have the right to appeal to the Area Committee within four months.
- Councillors will then enlist the assistance of other Councillors of the city (Area Chairs Panel), to review the decision and any decision made thereafter, will be final.

Appendix 2

<u>Organisation</u>	<u>Name</u>
Bestwood Park Church	Chris Easton
Bestwood Estate Community Centre	Sharon Fullerton

This page is intentionally left blank

Area 2 Committee – 25 May 2016

Police update: Quarter 4 – January to March 2016

Basford Ward

Compared to the same time frame in 2015 we have a reduction in dwelling burglary with 25 fewer offences a reduction of nearly 43%. All crime is down by nearly 3%. There are also reductions in vehicle crime (down 5 offences, 20%) and violence offences (down 7 offences, 8%).

There have been increases in criminal damage with 17 more offences, bicycle thefts up 5 offences and 6 more sexual offences. There were also 6 more reports of anti-social behaviour.

At the end of the financial year our year-to-date comparative figures show an all crime reduction of 69 crimes (5% reduction).

Highlights of NPT activity during this period include:

- Local offender arrested and charged for a commercial burglary.
- Robbery offender arrested and returned to prison for offences and David Lane.
- A number of successful drugs warrants executed across the ward.

The Community Priority throughout Q4 is dog fouling, litter and parking issues on the Basford United Football Club field and Vernon Park. Community Protection staff have lead on this and conducted a number of operations.

Bestwood Ward

Compared to the same time frame in 2015 we have a reduction in all but three crime categories! All crime is down 53 offences – just under 19% reduction!

There were 31 fewer violent crimes, 7 fewer burglaries of homes and 2 fewer cars stolen.

There are also reductions in burglary other (sheds garages etc), drug offences and possession of weapon offences.

Reports of Anti-social behaviour were also down by 9% (18 offences).

There was an increase in reports of criminal damage (10 offences), robbery (4 offences) and sexual offences (3 offences).

At the end of the financial year our year-to-date comparative figures show an all crime reduction of 161 crimes (12.7% reduction).

Our main focus during this reporting period has been on robbery and knife crime. One of our beat managers was seconded for the 3 month period to a dedicated knife crime team which operated over the whole City and through targeted proactive work made a number of arrests and removed many knives from the streets.

Together with CP we have continued to tackle youth ASB issues in and around the ward particularly in the Elmbridge area and the Ridgeway as well as a number of noisy neighbour complaints. We continue to use CPN warning notices and to make Noise Pollution referrals for these matters.

During this period we have continued our street to street initiative as well as executing a number of drugs warrants – acting on intelligence supplied by the community to tackle issues that cause them concern helps to increase reporting, trust and confidence.

The ward priority for this period was in relation to the environmental issues in the Belconnen Road and Wyton Close areas.



Bestwood & Basford Area 2 Committee
25th May 2016

Title of paper:	Nottingham City Homes Update	
Director(s)/ Corporate Director(s):	Nick Murphy, Chief Executive of Nottingham City Homes	Wards affected: Bestwood & Basford
Report author(s) and contact details:	Leanne Hoban, Decent Neighbourhoods Manager, Nottingham City Homes Leanne.hoban@nottinghamcityhomes.org.uk	
Other colleagues who have provided input:	Wade Adams, Tenancy Estate Manager, Nottingham City Homes wade.adams@nottinghamcityhomes.org.uk 0115 746 9090	
Date of consultation with Portfolio Holder(s) (if relevant)	N/A	
Relevant Council Plan Strategic Priority:		
Cutting unemployment by a quarter		<input type="checkbox"/>
Cut crime and anti-social behaviour		<input checked="" type="checkbox"/>
Ensure more school leavers get a job, training or further education than any other City		<input type="checkbox"/>
Your neighbourhood as clean as the City Centre		<input checked="" type="checkbox"/>
Help keep your energy bills down		<input type="checkbox"/>
Good access to public transport		<input type="checkbox"/>
Nottingham has a good mix of housing		<input type="checkbox"/>
Nottingham is a good place to do business, invest and create jobs		<input type="checkbox"/>
Nottingham offers a wide range of leisure activities, parks and sporting events		<input type="checkbox"/>
Support early intervention activities		<input type="checkbox"/>
Deliver effective, value for money services to our citizens		<input checked="" type="checkbox"/>
Summary of issues (including benefits to customers/service users):		
<p>The report provides updates on key issues and themes which link back to local priorities and the strategic themes for Nottingham City Homes.</p> <p>The reports provide summary updates on the following key themes:</p> <ul style="list-style-type: none"> • Capital Programme and major work; • Area regeneration and environmental issues; • key messages from the Tenant and Leasehold Congress; • Tenant and Residents Associations updates; • Area performance; • Good news stories and positive publicity. 		
Recommendation(s):		
1	To note and comment on the update and performance information.	
2	To note the allocation of funds for 2016/17, detailed in Appendix 1.	

1. REASONS FOR RECOMMENDATIONS (INCLUDING OUTCOMES OF CONSULTATION)

- 1.1 The Nottingham City Homes Update provides a descriptive and statistical picture of what is happening at an area level and invite community representatives to comment, debate, challenge and identify how they can add value to improve their neighbourhoods.
- 1.2 The update also monitors progress in the wards and acts as a catalyst for debate about the key performance issues impacting upon the ward on a quarterly basis.

2 BACKGROUND (INCLUDING OUTCOMES OF CONSULTATION)

- 2.1 Nottingham City Homes previously reported on performance at local Area Panels, Panels that sit below the respective Area Committees. These panels were attended by local residents, local Councillors and partner agencies.
- 2.2 Nottingham City Homes has a goal to 'create homes and places where people want to live' and to give tenants and leaseholders an input in shaping what happens in their area. The Nottingham City Homes Update and Performance Report is one of a number of initiatives that increases the transparency and accountability of the Company's performance.
- 2.3 Following the decision for the Nottingham City Homes reps to attend Area Committee, it was decided to provide the Nottingham City Homes Update Report to Area Committee. Appendices 1 and 2 provide the latest performance position for the committee to note and comment on.

Appendix 1 outlines the remaining capital budget for this area for noting.

3 OTHER OPTIONS CONSIDERED IN MAKING RECOMMENDATIONS

None

4 FINANCIAL IMPLICATIONS (INCLUDING VALUE FOR MONEY/VAT)

Budgets are allocated on a yearly basis for each ward and there is an obligation on Nottingham City Homes to ensure that funds are allocated to projects within these budget requirements

5 RISK MANAGEMENT ISSUES (INCLUDING LEGAL IMPLICATIONS AND CRIME AND DISORDER ACT IMPLICATIONS)

None

6 EQUALITY IMPACT ASSESSMENT

- 6.1 Has the equality impact been assessed?

Not needed (report does not contain proposals or financial decisions)

7. **LIST OF BACKGROUND PAPERS OTHER THAN PUBLISHED WORKS OR THOSE DISCLOSING CONFIDENTIAL OR EXEMPT INFORMATION**

None

8. **PUBLISHED DOCUMENTS REFERRED TO IN COMPILING THIS REPORT**

None

APPENDIX 3: SCHEMES SEEKING APPROVAL 2016/17

BESTWOOD WARD

Site	Proposal	Assessment	Proposed Decision	Budget £113,840
Raymede Drive phase 2	'Grander designs' Continue fencing programme from phase 1. Scheme joint funded with N.C.C.	Scheme will improve security for residents and reduce crime.	Agreed at June 2015 Area Committee	£32,865
Leybourne Drive Fencing Programme	'Grander designs' Continue fencing programme on completion of Raymede Drive onto Leybourne Drive. Scheme joint funded with N.C.C.	Scheme will improve security for residents and reduce crime	Agreed at June 2015 Area Committee	£50,000
			Total carried forward	£30,975

No further schemes to be approved at May 2016 Area Committee.

BASFORD WARD

Site	Proposal	Assessment	Proposed Decision	Budget £109,420
Toton Close transformational work	'Grander design' Transformation of Toton Close area. Scheme joint funded with N.C.C.	Improve environment and security for residents	Agreed at June 2015 Area Committee	£65,000
			Total carried forward	£44,420

No further schemes to be approved at May 2016 Area Committee.

APPENDIX 3

Area	Ward	Actual Budget (including carry over from 2015/16)	Schemes Approved	Schemes Committed	Schemes De Committed	Remaining Budget
2	Bestwood	£137,951.22	£0	£0	£0	£137,951.22
2	Basford	£95,055.70	£0	£0	£0	£95,055.70

Address	Request	Reason	Nottingham City Homes Officer	Cost	Approval
---------	---------	--------	----------------------------------	------	----------

No Requests

NCH update report

Time: 4:30pm

Date: Wednesday 25th May 2016

Presented by: Wade Adams



	Item	Executive Summary / Key Points	For information or decision
1	Page 27 Capital Programme & major works	<p>Wilmington Gardens, Edwards Lane – Electric heating being changed to gas which should help customers have cheaper heating bills.</p> <p>Internals scheme for 15/16 - Delivery Partner – Keepmoat – works have progressed well and are now completing</p> <p>Internals scheme for 16/17 - Delivery Partner – Keepmoat –scheme is mobilising for commencement on 3rd May 1,500 properties on GMP. Will pick up previous refusals and no access.</p> <p>Slate Roofing Scheme – Delivery Partner – Keepmoat – a number of properties have been delivered as part of the Internals scheme which are completing</p> <p>Slate Roofing Scheme 16/17– Delivery Partner – To be awarded – to be awarded imminently and to mobilise to commence in June / July</p> <p>Nationwide Windows and Doors 15/16 – Delivery Partner – Nationwide – works are being completed in this scheme</p> <p>Nationwide Windows and Doors 16/17 – Delivery Partner – Nationwide – to be mobilised for a commencement in May Will pick up previous refusals and no access.</p> <p>New build coming soon to Hazel Hill, Bestwood - 20 bungalows plus communal unit. In procurement stages at the moment.</p>	Information
2	Area		Information

<p style="writing-mode: vertical-rl; transform: rotate(180deg);">Page 28</p>	<p>Regeneration and Environmental Issues</p>	<p><u>Bestwood</u> Major fencing project to commence at the end of April on Leybourne Drive. This will be very similar to the works already delivered on Raymede Drive over the past two years. We have received positive feedback from the recipients of the works so far on Raymede Drive and this has enabled us to agree to continue with the works across the estate, starting with Leybourne Drive. It is anticipated that works on Leybourne will take 6 weeks to complete and will include both NCH tenants and private properties were they have been signed up to receive the works.</p> <p><u>Basford</u> Environmental works recently delivered to Oakleigh Street around the low rise flats. We have upgraded the fencing with a high quality metal ball finial option and this has improved the appearance of security of this area.</p> <p>We are still waiting for NCC to confirm plans for the Toton Close Project as funding was agreed at Area Committee in June 2015 and is on hold until designs agreed and consultation undertaken with residents.</p>	
	<p>Key messages from the Tenant and Leasehold Congress</p>	<p>The NCH Group Tenant & Leaseholder Involvement Strategy 2016-19 has now been agreed and is available to view and download at http://www.nottinghamcityhomes.org.uk/about-us/strategies/. NCH are passionate about involvement and we will be introducing a wide range of opportunities for tenants to participate in creating homes and places where people want to live.” We will also seek to continually renew our pool of involved tenants and leaseholders so that we gain a wider range of perspectives and diversity to the role of Involved customer.</p> <p>Tenant and Leaseholder Awards 2016 “NCH successfully hosted its third annual Tenant and Leaseholder Awards ceremony on 18th March 2016. 31 organisations were shortlisted from the 97 nominations received. The 11 winning organisations in each category were;</p>	<p>Information</p>

		<ul style="list-style-type: none"> • Tenant and Leaseholder of the Year - Karen Humble • Best Youth Initiative - Old Highbury Vale TRA • Best Green Initiative - Bulwell Forest Garden • Best Sporting Achievement - Strelley Community ABC • Outstanding Achievement in Learning or Self-development - Michaela King • Best Community Event - BOBS • Best Older Persons Initiative - The residents of Peartree Orchard • Community Group of the Year - Lenton Health and Wholeness Project (Tommy's) • Good Neighbour Award - Betty Tolley • Community Safety Award - CommUNITY Mediation Volunteers • Equality and Diversity Award - Epic Partners <p>NCH will be having an open nomination process throughout 2016 so that projects and individuals can be nominated anytime throughout the year. For the awards.</p>	
Page 29	<p>Tenant and Residents Associations updates</p>	<p>Highbury Vale TRA The TRA were successful in receiving the award for Best Youth Initiative at the NCH Tenant and Leaseholders Awards for their work on developing the Highbury Vale children's play area. The group also held a successful opening event for the play area on Saturday 14th march attended by over 150 people.</p> <p>Stockhill and Ladbroke Tenants and Residents (SALTAR) The group will be holding a picnic in the park event on Friday 22nd April with bouncy castles, side shows and a magician. The group also took part in "Clean for the Queen" where a party of Ellis Guilford students and staff and students from Basford Hall joined members of SALTAR, Councillors, NCC and NCH staff to clear the park of litter. 25 bags were filled</p> <p>Rosegay TRA The group continue to work on issues that are of interest and concern to local residents and will be organising the football sessions for local children again this year</p>	<p>Information</p>









5	Area Performance Figures	See Performance Report below	Information
Page 30	6 Good news stories & positive publicity	<p>Fitness Sessions in Nottingham North from Fit in the Community</p> <ul style="list-style-type: none"> • Reggae Zumba takes place at Snapewood Community Centre, every Monday between 7.00 pm and 8.00 pm. • Insanity takes place at Crabtree Community Centre, Bulwell every Tuesday between 6.00 pm and 7.00 pm • Reggae Aerobics takes place at Bulwell Hall Healthy Living Centre, every Thursday between 10.00 am and 11.00 am <p>Sessions are free.</p> <p>Swim or Fit for a £1 For £1 tenants and leaseholders can use the gym or attend fitness classes at any of the Nottingham City Council fitness centres. This offer is currently running alongside the very successful swim for a £1 running at any Nottingham city council swimming pools.</p> <p>For more information contact NCH Involvement Team on 0115 746 910 www.fitinthecommunity.com</p> <p>Tenant Academy All tenant Academy courses are free to NCH tenants and groups. A variety of courses are now available for tenants and leaseholders to access from Lunch and learn money matters, IT and social media courses to starting your own business.</p> <p>FREE six week course - Bulwell Forest Gardens Grow Your Own – Edible Gardening for residents living in Bulwell, Bestwood and Basford, starting Wednesday 16th April</p> <p><input type="checkbox"/> Learn more about growing your own fruit and veg</p>	Information

	<ul style="list-style-type: none"><input type="checkbox"/> Find out about eating well – and saving money!<input type="checkbox"/> Seedling for participants to take home<input type="checkbox"/> Children are welcome<input type="checkbox"/> Lunch is provided<input type="checkbox"/> Recipe ideas<input type="checkbox"/> Opportunities for volunteering <p>For a full list of courses and booking details contact the Involvement Team on 0115 746 9100 or the website below.</p> <p>http://www.nottinghamcityhomes.org.uk/get-involved/tenant-academy/</p>	
--	---	--









Area report - Bestwood & Basford

Generated on: 11 April 2016





AC2-1 Anti-social behaviour

Performance indicator and definition	Target	2015/16			2014/15	2013/14	Latest Note
		Value	Status	Long Trend	Value	Value	
% of ASB cases resolved – Bestwood <i>Note: This PI measures the proportion of ASB cases NCH has successfully resolved. Data for this PI is not available by ward and is reported by Housing Office.</i>	97.8%	99.53%			100%	99.3%	100% target met for the month of February by HPMS managing cases on ReACT and working with complainants and alleged perpetrators to resolve ASB issues
% of ASB cases resolved by first intervention – Bestwood <i>Note: This PI monitors how many ASB cases NCH resolved on the first intervention e.g. written warning. Data for this indicator is not available by ward and is reported by Housing Office.</i>	84%	91.59%			88.24%	88.28%	100% for February by TEM and HPMS managing cases to the satisfaction of customer before closure.
Number of new ASB cases – Bestwood <i>Note: Data for this PI is only available by Housing Office.</i>		177			188	130	Year to date there has been a decrease in the number of new ASB cases (49) when compared to 2013/14 (69).
Tenant satisfaction with the ASB service <i>Note: . Overall tenant satisfaction with the ASB service - The average score (out of 10) for each survey question. Data for this indicator is not available by ward..</i>	8.5	7.49			7.51	7.3	Tenant satisfaction with the ASB service has improved. We received the highest scores for the support provided, ease of reporting, and willingness to report ASB in the future. CommUNITY mediation service will be launched in the summer to support early intervention and is expected to positively impact on customer satisfaction To further drive performance improvement we will continue to undertake regular case supervision and regular case quality checks.

AC2-2 Repairs







Performance indicator and definition	Target	2015/16			2014/15	2013/14	Latest Note
		Value	Status	Long Trend	Value	Value	
% of repairs completed in target – AC - Bestwood & Basford <i>Note: This PI monitors the proportion of repairs being completed within agreed timescales.</i>	96%	96.39%			97.75%	97.42%	WS Apr 2016 Performance has increase from since the last Qtr to 96.39%. Performance is now in target and we continue to monitor this to improve further.
% of repairs completed in target – Basford Ward <i>Note: This PI monitors the proportion of repairs being completed within agreed timescales.</i>	96%	96.26%			97.56%	97.38%	WS Apr 2016 Performance has increase from since the last Qtr to 96.26%. Performance is now in target and we continue to monitor this to improve further.
% of repairs completed in target – Bestwood Ward <i>Note: This PI monitors the proportion of repairs being completed within agreed timescales.</i>	96%	96.46%			97.85%	97.45%	WS Apr 2016 Performance has increase from since the last Qtr to 96.46%. Performance is now in target and we continue to monitor this to improve further.
Tenant satisfaction with the repairs service <i>Note: Data for this PI is only available citywide</i>	9	9.1			8.9	8.78	WS Apr- 2016 Performance is currently in target for the year at 9.1%.This performance is better than any recent annual outturn. We continue to look at introducing service improvements through the repairs modernisation and monitor customer satisfaction data to highlight and inform these service improvements.

AC2-3 Rent Collection







Performance indicator and definition	Target	2015/16			2014/15	2013/14	Latest Note
		Value	Status	Long Trend	Value	Value	
<p>% of rent collected</p> <p><i>Note: This PI measures the amount of rent collected (including tenant arrears) as a percentage of rent due for the current year. Data for this indicator is not available by ward and is reported city wide.</i></p> <p><i>Trend shows as improving if value is over 100% as arrears are decreasing.</i></p>	100%	100.25%			100.56%	100.02%	<p>The current collection rate of 100.84% equates to being £658k ahead of the 100% target. At the end of the previous quarter, we were £100k short of the same target.</p> <p>In November a £100 credit was applied to the accounts of qualifying tenants under the Responsible Tenant Reward Scheme, which had a beneficial effect on rent collection performance. Staff will be working at weekends during the final quarter, concentrating on tenants who we find it difficult to contact during the week. This activity is designed to maximise rent collection and ensure the year-end target will be met.</p> <p>So far this year we have carried out fewer evictions – 83 compared to 111 at the same point last year.</p> <p>We continue to sign up as many customers as possible for Direct Debit payments. In December we hit our target of 36.5% of customers signed up to pay by Direct Debit.</p> <p>A corporate programme of work continues, designed to ensure that the whole of NCH plans for and responds to the challenges of Universal Credit (which will be rolled out in Nottingham in February) and wider welfare reforms. An intensive data collection exercise relating to our tenants continues and we now hold the required data on 5,000 of the 13,000 working age tenants who are likely to be affected by Universal Credit. The required data includes information on bank account ownership, internet access and confidence in using the internet. This data allows us to target those tenants who require additional support. Information sessions will be held for staff to ensure they are able to give appropriate advice, and tenants to ensure they have access to the necessary information to successfully manage any claim they make for Universal Credit.</p>
% of tenancies ending due to	0.45%	0.43%			0.56%	0.74%	This indicator will be on target by the end of the financial year. WE are currently only 0.02% behind target and as

<p>eviction</p> <p><i>Note: This PI monitors the percentage of tenants being evicted due to rent arrears and is reported citywide.</i></p>							<p>we are not carrying out any further evictions during March we will be on target. We have done 101 evictions so far this year and at this point last year we had done 129.</p>
--	--	--	--	--	--	--	--







AC2-4a Empty properties - Average relet time

Performance indicator and definition	Target	2015/16			2014/15	2013/14	Latest Note
		Value	Status	Long Trend	Value	Value	
<p>Average void re-let time (calendar days) – AC - Bestwood & Basford</p> <p><i>Note: This PI measures how long it takes NCH to re-let empty properties from the end of the old tenancy to the start of the new tenancy</i></p>	25	27			30.71	35.93	<p>Void performance summary: There are currently 48 empty properties in the Area Committee 2 area. The average time to relet properties in the Area Committee 2 area is 30 days. There have been 317 new lettings this year. The city wide time to let empty properties is 26. Our voids processes have recently undergone a review. In the long term this should result in an improvement in performance. There are still some long term/hard to let properties in the system which have an adverse effect on performance. The longest a property has been empty in this area is 73 weeks. Our lettings teams are working hard to find appropriate tenants for this property and others in the area</p>
<p>Average void re-let time (calendar days) – Basford Ward</p> <p><i>Note: This PI measures how long it takes NCH to re-let empty properties from the end of the old tenancy to the start of the new tenancy</i></p>	25	33.19			24.43	24.23	<p>Void performance summary: There are currently 16 empty properties in the Basford ward area. The average time to relet properties in the Basford ward area is 24 days. There have been 76 new lettings this year. The city wide time to let empty properties is 26. Our voids processes have recently undergone a review. In the long term this should result in an improvement in performance. There are still some long term/hard to let properties in the system which have an adverse effect on performance. The longest a property has been empty in this area is 11 weeks. Our lettings teams are working hard to find appropriate tenants for this property and others in the area</p>
<p>Average void re-let time (calendar days) – Bestwood Ward</p> <p><i>Note: This PI measures how long it takes NCH to re-let empty properties from the end of the old tenancy to the start of the new tenancy</i></p>	25	24.17			32.89	39.46	<p>Void performance summary: There are currently 30 empty properties in the Bestwood ward area. The average time to relet properties in the Bestwood ward area is 33 days. There have been 219 new lettings this year. The city wide time to let empty properties is 26. Our voids processes have recently undergone a review. In the long term this should result in an improvement in performance. There are still some long term/hard to let properties in the system which have an adverse effect on performance. The longest a property has been empty in this area is 73 weeks. Our lettings teams are working hard to find appropriate tenants for this property and others in the area</p>







AC2-4b Empty properties - Lettable voids

Performance indicator and definition	Target	2015/16			2014/15	2013/14	Latest Note
		Value	Status	Long Trend	Value	Value	
Number of lettable voids – AC - Bestwood & Basford <i>Note: Lettable voids are empty properties available for re-letting. They will receive repair work and then be re-let to a new tenant.</i>		28			46	41	The number has decreased by 18 during this period
Number of lettable voids – Basford Ward <i>Note: Lettable voids are empty properties available for re-letting. They will receive repair work and then be re-let to a new tenant.</i>		9			16	5	The number has decreased by 7 during this period
Number of lettable voids – Bestwood Ward <i>Note: Lettable voids are empty properties available for re-letting. They will receive repair work and then be re-let to a new tenant.</i>		19			30	36	The number has decreased by 11 during this period

AC2-4c Empty properties - Decommissioning

Performance indicator and definition	Target	2015/16			2014/15	2013/14	Latest Note
		Value	Status	Long Trend	Value	Value	
<p>Number of empty properties awaiting decommission – AC - Bestwood & Basford</p> <p>Note: This PI shows the number of empty properties which will not be re-let and includes those being decommissioned and / or demolished.</p>		1			1	7	This relates to a property awaiting demolition with a new build bungalow planned as a replacement
<p>Number of empty properties awaiting decommission – Basford Ward</p> <p>Note: This PI shows the number of empty properties which will not be re-let and includes those being decommissioned and / or demolished.</p>		1			1	2	This relates to a property awaiting demolition with a new build bungalow planned as a replacement
<p>Number of empty properties awaiting decommission – Bestwood Ward</p> <p>Note: This PI shows the number of empty properties which will not be re-let and includes those being decommissioned and / or demolished.</p>		0			0	5	Not applicable

AC2-5 Tenancy sustainment

Performance indicator and definition	Target	2015/16			2014/15	2013/14	Latest Note
		Value	Status	Long Trend	Value	Value	
Percentage of new tenancies sustained - AC - Bestwood & Basford <i>Note: This PI measures the number of new tenants who are still in their tenancy 12 months later.</i>	96%	92.92%			95.15%	92%	Currently behind target but HPMs working with Lettings Team to accompany at sign up to make early interventions with new customers to help sustain tenancies.
Percentage of new tenancies sustained - Basford Ward <i>Note: This PI measures the number of new tenants who are still in their tenancy 12 months later.</i>	96%	93.68%			94.12%	95.79%	95 tenancies created, 89 tenancies sustained, 6 tenancies lost.
Percentage of new tenancies sustained - Bestwood Ward <i>Note: This PI measures the number of new tenants who are still in their tenancy 12 months later.</i>	96%	92.62%			95.52%	90.59%	244 tenancies created, 226 tenancies sustained, 18 tenancies lost.

This page is intentionally left blank

RightTrack

In The Community



Area 2 Report - The Last 6 Months

HIGHLIGHTS

- Over the period our two Youth Apprentices achieved their qualification and both moved into full time permanent positions.
- Bestwood Community Centre opened their community café offering great meals at affordable prices.
- The Christmas Party held at Heathfield was a massive success with the local children.
- An 11 year old gymnast from Basford supported by Right Track has had a great year and is now training with the England Team.
- The first year of delivery for the Step Into Work programme has yielded some great opportunities and sustainable jobs for local people with Area 2 topping the league for number of people into work.
- Running over the period was a Sector Based Work Academy for Security and a local taxi company called A2B, this resulted in jobs for 10 local people.

Youth Outputs

Diversionsary	Target	Actual	Targeted	Target	Actual
Number of Unique People Engaged	32	125	Number of Unique People Engaged	20	58
Number of Hours Activity	1056	4500	Number of Hours Activity	400	642
Cost Per Hour	£7.30	£1.76	Cost Per Hour	£11.33	£7

Youth Contract

Bestwood Ward					
STARTS	PET	Work Placement	Jobs	Apprenticeships	Sustained
103	71	26	43	9	23
Basford Ward					
STARTS	PET	Work Placement	Jobs	Apprenticeships	Sustained
89	41	11	30	9	15

Community

In preparation for the new funding year we visited all the associations and pulled together all of the Community Associations to look at how we could best move into the contract year as a consortium. Areas identified collectively were placed into the bid.

It has been a busy time for Community Associations over Christmas, and with parties and supporting local groups it's been a great period.

All community centres have received quarterly payments who have submitted monitoring.

Good News Stories

Right Track Sponsor a talented young and local Gymnast, 11 year old Ramiyah Kofi, she is becoming a real inspiration to local young people.

In September Ramiyah took part in the Bill Slater Junior Championships and achieved an impressive 9th place out of 173 other gymnasts, many of whom were already in the GB and England squads. As the competition was for gymnasts up to the age of 15 many were older than her too!! In her own age group she achieved an overall 2nd place.

In October she brought home two golds in Bar and Floor, a silver on Vault, Bronze on Beam. This meant she won an overall Silver and helped the team to win Gold at the national friendly "Pink Ladies" competition in Durham.

Ramiyah then replicated these achievements by winning a Silver medal and Team Gold at the Quatro Cup in Wiltshire on 23rd October.

She competed at the British National Finals on 14th November, achieving 4th overall and has now made the Great Britain development team for 2016!



Ramiyah, Local Gymnast now training with the England Team

Bestwood Park Church Lights Switch

Bestwood Park Church hosted the highly anticipated Christmas lights switch on for Bestwood on Thursday 26th November.

The popular event was hosted by Chris Easton and was joined onstage acts including Glade Hill Primary School, Southglade Primary, Robin Hood Primary, Top Valley Academy Choir, Oakwood Academy Choir, Top Valley Dance Academy and William the Wizard who gave their own performances with Christmas carols, dance and magic tricks.

After the official light switch on, the children even had the chance to meet Santa himself and his magical elves!

Chris Easton was happy with the attendance and those who took part in the event.

Also in attendance was Right Track, Nottingham City Homes and Nottingham City Council who had their own stalls and offered the community support with their services.

Youth Activity

We split our activity between Diversionary and Targeted.

Monday nights we work out of Heathfield Park taking full advantage of the facilities including the Community Centre, our activity is to reduce ASB and give the local young people somewhere to go, we are there 6 until 9pm

We do Cookery, sports and craft works. This session is regularly seeing between 20-30 young people. We work with young people aged 8 – 16.

We are developing a full framework aimed at following young people through and past school, we will look at 6-9, 10-13 and 14+ framework, we already have local schools on board.

In terms of activity over the last 6 months we have been running sessions:

- Monday afternoon and Friday nights we are at Bestwood Community Centre
- Monday nights we are at Heathfield Community Centre
- Wednesday, Thursday & Friday we are at William Olds in the evening
- Thursday & Friday we work at the Ridge in the afternoon

Good News Stories



Everyone at Heathfield loved the Christmas party, we had a grotto, presents, games, buffet, and just couldn't fit everyone on the photo. Thanks to the support of Heathfield for this great event.

William Olds

It was noticed that the young people in Bestwood were regularly involved in ASB and received two dispersal orders by the police. These young people were all registered members at William Olds YC.

We engaged with them alongside NCC Youth & Play from March 2015 to September 2015 and succeeded in reducing the challenging behaviour in the youth club. This was through regular individual and group discussions on the consequences of the result of any offending behaviour.

As a staff team we had a zero tolerance policy on the young people's behaviour which resulted in regular warnings and barring's. This allowed staff to address and challenge individual young people and as a result the behaviour became more acceptable.

The Ridge



'Their confidence has increased as they are now able to share their ideas, communicate more clearly and be more creative collaboratively with their peers.'

From Nottingham City Youth & Play Team about the young people attending our partnership work.

Youth Contract

So the table in the highlights looks at:

- STARTS - those engaged and signed up to the programme
- PET – those who have completed an Employability programme
- WORK PLACEMENT – those who have completed a work placement
- JOBS – the number progressed into a job
- Apprenticeships – the number progressed into an apprenticeship
- Sustained – this is the number of people who moved into work and have been there for at least 6 months.

What does this information tell us, well it is really good news for residents of Bestwood and Basford:

- This programme has supported 192 people so far
- 60% have completed Employability Training
- 37 have attended a work placement
- 47% have progressed into work, this is above the national average and over the target set by the programme
- Of those working with Right Track 75% have progressed into a job
- The programme in the area has delivered a sustained rate of 42%, at Right Track 50% of those going into a job are still employed 6 months on.

We are currently seeking self-referrals to increase uptake on the programme. To achieve this we have:

- Handed out leaflets in Bestwood and Basford
- Attending local events
- Provided local businesses with Posters to display
- Engaged with the Probation Service.
- Family & Community Teams

Good News Stories

Jack was working with me from early in 2015, he managed to secure employment as a waiter in a restaurant. Unfortunately he was not able to keep that job as they could only offer him temporary employment. Jack re-engaged with the Job centre and asked if he could come back to get help from Right Track.

We updated his CV, began to look at what work he wanted to apply for. As Jack has a good work ethic he just wanted to be earning money again. We helped Jack apply for several positions, one of them working for a company called Interserve which is a cleaning and maintenance job at Nottingham Train Station.

Jack has successfully had all of his assessments and medical done and is now working again!

Lucy had major issues with her confidence. Her relationship with her dad had completely broken down and mum didn't live in England anymore so she felt that she had very little

support. We supported Lucy to get into some voluntary work at Barnado's. This helped improve her confidence enough where she actually felt that she had something to offer.

As the Christmas period approached she felt ready to apply for some of the seasonal temping jobs that were available. She applied for a position at the 99p store and the new Toys R us in Victoria Centre. She was offered both but she took the Toys R Us position. Her contract expired at the end of January as she expected but the change in her meant that she didn't stop. On the 22nd February she informed us that she couldn't attend an appointment with us as she was starting her induction period at B&M stores instead!

Kevin was a young person who engaged on the Step into work programme who for a while had disengaged from other activities and agencies. Initially the young person had suffered from major breakdown through relationship issues with both his Father and Partner. Kevin was also really low on confidence which was not helped by being turned down for a job because of his tattoos which were very visible. After much support from both RT and JCP Station St, the young person has secured employment at GM Environmental Services as a Labourer. His partner is expecting their first baby soon as well.

AREA 2 COMMITTEE – 25 MAY 2016

Title of paper:	Area Committee Finance and Delegated Authority – Q4 January to March 2016	
Director:	Dave Halstead Director of Neighbourhood Services	Wards affected: Basford and Bestwood
Report authors and contact details:	Dale Griffin Neighbourhood Development Officer - Bestwood Ward 0115 8833736 dale.griffin@nottinghamcity.gov.uk Gursharan Singh Nijran Neighbourhood Development Officer - Basford Ward Tel 0115 8833734 gursharan.nijran@nottinghamcity.gov.uk	
Other colleagues who have provided input:	Anita Winter Accountancy Support Officer - Finance	

Relevant Council Plan Key Theme:		
Strategic Regeneration and Development		<input type="checkbox"/>
Schools		<input checked="" type="checkbox"/>
Planning and Housing		<input type="checkbox"/>
Community Services		<input checked="" type="checkbox"/>
Energy, Sustainability and Customer		<input type="checkbox"/>
Jobs, Growth and Transport		<input type="checkbox"/>
Adults, Health and Community Sector		<input checked="" type="checkbox"/>
Children, Early Intervention and Early Years		<input checked="" type="checkbox"/>
Leisure and Culture		<input checked="" type="checkbox"/>
Resources and Neighbourhood Regeneration		<input checked="" type="checkbox"/>

Summary of issues (including benefits to citizens/service users):

This report advises the Area 2 Committee of the use of delegated authority by the Director of Communities and provides an up to date finance report.

Recommendations:	
1	That the Area Committee notes: <ul style="list-style-type: none"> the actions agreed by the Director of Neighbourhood Services in respect of projects and schemes within Area 2, as detailed in Appendix A and B; the new allocations for 2016-17 of £5,000 for each Ward Councillor.
2	That Area Committee recommend all future commitments for delegated projects are to be targeted at those that reside in the respective wards or Area.

1 REASONS FOR RECOMMENDATIONS

- 1.1 Records detailing Members spending decisions and consultation are shown in the attached Appendix. In accordance with the Constitution the Area Committee is required to note spending decisions taken by Ward Members.

2 BACKGROUND (INCLUDING OUTCOMES OF CONSULTATION)

- 2.1 This action follows the arrangements established by the Executive Board to allow for spending approvals through individual Members budget allocations and Area Committee Finances.

3 OTHER OPTIONS CONSIDERED IN MAKING RECOMMENDATIONS

- 3.1 Not to provide the funding outlined in Appendix 1 but the funding requested will provide additional services or benefit to residents of Bestwood and Basford wards.

4 FINANCE COMMENTS (INCLUDING IMPLICATIONS AND VALUE FOR MONEY/VAT)

- 4.1 Members had an individual allocation for 2015/16 of £5,000.
- 4.2 The full balance has not been allocated. Further projects will be reported to a subsequent committee.
- 4.3 Members have been given an individual allocation for 2016/17 of £5,000.

5 LEGAL AND PROCUREMENT COMMENTS (INCLUDING RISK MANAGEMENT ISSUES, AND LEGAL, CRIME AND DISORDER ACT AND PROCUREMENT IMPLICATIONS)

- 5.1 These arrangements provide transparency and regulation to the spending of individual Member's allocation.
- 5.2 The funds allocated by Area Committee are used to address diverse needs from various sections of the community and reduce inequalities.

6 STRATEGIC ASSETS & PROPERTY COMMENTS (FOR DECISION RELATING TO ALL PROPERTY ASSETS AND ASSOCIATED INFRASTRUCTURE) (AREA COMMITTEE REPORTS ONLY)

- 6.1 None.

7 EQUALITY IMPACT ASSESSMENT

- 7.1 Not needed (report does not contain proposals. Individual Councillors make decisions about their allocations and many groups funded seek to reduce inequalities)

8 LIST OF BACKGROUND PAPERS OTHER THAN PUBLISHED WORKS OR THOSE DISCLOSING CONFIDENTIAL OR EXEMPT INFORMATION

- 8.1 Delegated authority for each scheme listed in Appendix A is held by the Committee Section.

9 PUBLISHED DOCUMENTS REFERRED TO IN COMPILING THIS REPORT

9.1 Executive Board – 20 May 2008 – Ward Member Budgets

APPENDIX A

Basford Ward Budget Allocations 2015/16

Allocated Schemes: Basford Ward	Councillor(s)	Amount (total)
Basford Library Notice Board	Arnold, Norris and Woodings	£1,500
Zodiac All Stars Carnival Troupe	Arnold, Norris and Woodings	£500
Boots Linear Netball Club	Arnold, Norris and Woodings	£400
Heathfield School Food for Life Planters	Arnold, Norris and Woodings	£250
Basford Road Baptist Church Community Room Imps	Arnold, Norris and Woodings	£1,000
Highbury Vale Christmas Playscheme and Party	Arnold, Norris and Woodings	£500
HVTRA Brooklyn Park Playground Opening Event	Arnold, Norris and Woodings	£500
Literacy Club Volunteers	Arnold, Norris and Woodings	£340
Nottingham Carnival	Arnold, Norris and Woodings	£290

Balance brought forward 2015/16	£580
Allocation 2015/16	£15,000
Total available allocation	£15,580
Total allocated at 31/03/2016	£9,780
Total unallocated at 31/03/2016	£5,800

Schemes committed but not allocated		
Highbury Vale planting on Brayton Crescent Phase 2	Arnold, Norris and Woodings	£450
Notice board for Bagthorpe allotments	Arnold, Norris and Woodings	£300
NCC Lincoln Street Scouts Hut Area Clean Up	Arnold, Norris and Woodings	£500
Music Hub	Arnold, Norris and Woodings	£240
Basford School Book Vouchers	Arnold, Norris and Woodings	£5,195
	Total	£6,685

APPENDIX B

Bestwood Ward Budget Allocations 2015/16

Allocated Schemes: Bestwood Ward	Councillor(s)	Amount (total)
Bestwoods Got Talent 2016	Grocock, Smith and Wildgust	£200
Carers Roadshow	Grocock, Smith and Wildgust	£500
Christmas Lights 2015	Grocock, Smith and Wildgust	£16,000
Sharewear Clothing Scheme Rent	Grocock, Smith and Wildgust	£1,500
The People's Church Chairs	Grocock, Smith and Wildgust	£4,905
Southglade Park Live 2016	Grocock, Smith and Wildgust	£1,500
Southglade Library Christmas 2015	Grocock, Smith and Wildgust	£200
Bestwood Community Brochure	Grocock, Smith and Wildgust	£460
Leen Valley Community Events 2016	Grocock, Smith and Wildgust	£1,000
Nottingham City Lionhearts Marching Band - uniforms	Grocock, Smith and Wildgust	£1,500

Schemes to be de-committed: Bestwood Ward	Councillor(s)	Amount (total)
Nottingham African Women Empowerment Forum base development	Grocock, Smith and Wildgust	£1,475
Christmas Lights 2015	Grocock, Smith and Wildgust	£3,000

Balance Brought forward 2015/16	£18,466
Allocation 2015/16	£15,000
Total Available Allocation	£33,466
Total de-committed	£4,475
Total allocated at 31/03/2016	£27,765
Total unallocated at 31/03/2016	£10,176

This page is intentionally left blank

AREA 2 COMMITTEE - 25 MAY 2016

Title of paper:	Area 2 Committee Priorities Action Plan	
Director(s)/ Corporate Director(s):	Dave Halstead Director, Neighbourhood Services	Wards affected: Basford & Bestwood
Report author(s) and contact details:	Dale Griffin Neighbourhood Development Officer - Bestwood Ward 0115 8833736 dale.griffin@nottinghamcity.gov.uk Gursharan Singh Nijran Neighbourhood Development Officer - Basford Ward Tel 0115 8833734 gursharan.nijran@nottinghamcity.gov.uk	
Other colleagues who have provided input:	Heidi May, Head of Neighbourhood Management	
Date of consultation with Portfolio Holder(s) (if relevant)	Councillor Graham Chapman - 12/11/2015	
Relevant Council Plan Key Theme:		
Strategic Regeneration and Development		<input checked="" type="checkbox"/>
Schools		<input type="checkbox"/>
Planning and Housing		<input checked="" type="checkbox"/>
Community Services		<input checked="" type="checkbox"/>
Energy, Sustainability and Customer		<input type="checkbox"/>
Jobs, Growth and Transport		<input type="checkbox"/>
Adults, Health and Community Sector		<input checked="" type="checkbox"/>
Children, Early Intervention and Early Years		<input checked="" type="checkbox"/>
Leisure and Culture		<input checked="" type="checkbox"/>
Resources and Neighbourhood Regeneration		<input checked="" type="checkbox"/>
Summary of issues (including benefits to citizens/service users):		
Area Committee priorities have now been reviewed through the recent round of area cluster meetings. Area Chairs are now developing a series of actions for each priority and these will be reported regularly to area committees.		
Recommendation:		
1	That the area committee priorities, actions and progress be noted.	

1 REASONS FOR RECOMMENDATIONS

- 1.1 Each area committee has now clarified its priorities for 2016/17 and begun work towards a set of actions for each priority.
- 1.2 Priorities have been set for the whole area, encompassing either two or three wards.

2 BACKGROUND (INCLUDING OUTCOMES OF CONSULTATION)

- 2.1 Area committee priorities will show a clear link to the City Council's current ambitions as set out in the latest City Council Plan 2015 -19. By developing clear area focussed priorities covering two or three Wards each area Chair will be required to examine the work which is being undertaken at a 'grass roots' level to see where there may be gaps in provision or where targets and outcomes can be improved
- 2.2 A set of actions will be developed for each priority to be led by appropriate service teams and partnerships.
- 2.3 A Priorities Action Plan for this area committee is attached as Appendix 1

3 OTHER OPTIONS CONSIDERED IN MAKING RECOMMENDATIONS

- 3.1 None.

4 FINANCE COMMENTS (INCLUDING IMPLICATIONS AND VALUE FOR MONEY/VAT)

- 4.1 None.

5 LEGAL AND PROCUREMENT COMMENTS (INCLUDING RISK MANAGEMENT ISSUES, AND LEGAL, CRIME AND DISORDER ACT AND PROCUREMENT IMPLICATIONS)

- 5.1 None.

6 STRATEGIC ASSETS & PROPERTY COMMENTS (FOR DECISION RELATING TO ALL PROPERTY ASSETS AND ASSOCIATED INFRASTRUCTURE) (AREA COMMITTEE REPORTS ONLY)

- 6.1 None.

7 EQUALITY IMPACT ASSESSMENT

- 7.1 An EIA is not required as this is not a new or changing policy, service or function'

8 LIST OF BACKGROUND PAPERS OTHER THAN PUBLISHED WORKS OR THOSE DISCLOSING CONFIDENTIAL OR EXEMPT INFORMATION

- 8.1 None.

9 PUBLISHED DOCUMENTS REFERRED TO IN COMPILING THIS REPORT

- 9.1 None.

Appendix 1

AREA COMMITTEE PRIORITIES: 2016/17

Area Committee	Basford and Bestwood Area Committee
-----------------------	-------------------------------------

Area Committee Chair 2016/17	Councillor Cat Arnold
-------------------------------------	-----------------------

Current priorities (agreed at December Area Cluster meeting)

Page 55

Priority 1	Crime and grime
-------------------	------------------------

Priority 2	Youth Provision
-------------------	------------------------

Priority 3	Bringing derelict sites into use
-------------------	---

Priority 4	Social isolation of older people
-------------------	---

AREA COMMITTEE PRIORITIES: 2016/17			
Priority 1 - Crime and grime			
actions	by Whom	timescales	Progress
To purchase a re-deployable CCTV camera in each ward that can be utilised in hotspot areas	Neighbourhood Management & Woodlands Surveillance Control	February 2016	Purchased for Bestwood Ward. Planning for first deployment in Belconnen area. Basford Ward currently looking into purchasing re-deployable cameras following reviews from other wards.
To identify priority fly tipping / litter areas and ensure they are addressed in a maintenance regime	City Services	Ongoing works	Hotspots identified at NAT and Councillor meetings. Patrols undertaken by Community Protection and regular visits by NDO and Neighbourhood Operations Manager.
To ensure that contaminated bins are addressed appropriately through reporting, education and enforcement	Waste management and Community Protection	Summer 2016	Morrel Bank area targeted by community protection and waste management (April 2016).
To support the roll out of the 'We're Watching You' campaign in Basford and Bestwood wards	Neighbourhood Management, City Services and Community Protection	April 2016	Launched 'We're Watching You Campaign' on Bestwood Estate (11 th April). Basford to launch in summer 2016.
To implement a 'good garden scheme' in the Basford and Bestwood wards	Neighbourhood Management	Summer 2016	Yet to be commenced.

To support the application of a consistent approach to replacement fencing – both timescales and materials.	Nottingham City Homes	Ongoing	Ongoing. Leybourne Drive Fencing scheme currently under consultation. Currently working on detailed design for Toton Close scheme which will include new fencing.
---	-----------------------	---------	--

AREA COMMITTEE PRIORITIES: 2016/17			
Priority 2 - Youth provision			
actions	by Whom	timescales	progress
To undertake an audit of current youth provision in Area 2	Neighbourhood Management, Early Help Team and Area Lead	June 2016	Audit currently been undertaken in Bestwood Ward.
To support the recruitment of volunteers to strengthen existing provision	Early Help Team and Area Lead	Ongoing	Ongoing recruitment by Early Help Team.
Based upon the results of the audit capitalise on existing resources e.g. MUGAs, Leisure Centres, parks and open spaces, schools	Neighbourhood Management, Early Help team, Area Lead, Henry Mellish Sports Centre and Community and Voluntary sector.	Summer 2016	Awaiting outcome of Area Based Grants process.

AREA COMMITTEE PRIORITIES: 2016/17

Priority 3 - Bringing derelict sites into use

actions	by Whom	timescales	progress
NCC to work with NCH to support the development of social housing	Housing Strategy and Regeneration	Ongoing	Hazel Hill site (Beckhampton Road). Works to build 15 x 2 bed bungalows, 7 x 1 bed bungalows and a common room. Due to commence end of June 2016 and will be completed within approximately a year.
Support the progression of developments on garage block sites and small pockets Page 58	Housing Strategy and Regeneration	Ongoing	<p>Amber Hill garage site – work to build 8 x 2 bedroom properties due to commence early May 2016 with completion anticipated at Christmas time.</p> <p>Hazel Hill Crescent garage site – to build 2 x 2 bed bungalows and 1 x 1 bed bungalow. Linked to Hazel Hill site development. Provisional starting date of November 2016 finishing May/June 2017.</p> <p>Gautries Close garage site to be demolished in April 2016. Will be development of 3 x 2 bed houses. Estimated build start date Summer 2017.</p> <p>Review by HPMS to identify potential other sites that might be developed – May.</p> <p>Waller site on Highbury Road nearing completion after being vacant for a number of years.</p> <p>Push for development to commence on the Northern Court site as priority as this site is regularly fly-tipped.</p>

AREA COMMITTEE PRIORITIES: 2016/17**Priority 4 - Social isolation of older people**

actions	by Whom	timescales	progress
To undertake an audit of provision for elderly people within area 2 to identify gaps.	Neighbourhood Management	Summer 2016	Yet to commence.
To identify where socially isolated people are located concentrating on one area in each ward	Neighbourhood Management and Nottingham City Homes	Summer 2016	Yet to commence

This page is intentionally left blank

AREA 2 COMMITTEE - 25th MAY 2016

Title of paper:	Basford and Bestwood priorities and key issues	
Director(s)/ Corporate Director(s):	Dave Halstead Director of Neighbourhood Services	Wards affected: Basford and Bestwood
Report author(s) and contact details:	Dale Griffin, Neighbourhood Development Officer - Bestwood Ward 0115 8833736 dale.griffin@nottinghamcity.gov.uk Gursharan Singh Nijran Neighbourhood Development Officer – Basford Ward Tel 0115 8833734 gursharan.nijran@nottinghamcity.gov.uk	
Other colleagues who have provided input:	Heidi May, Senior Service Manager (Neighbourhood Management)	
Date of consultation with Portfolio Holder	Councillor Graham Chapman - 12/11/2015	
Relevant Council Plan Key Theme:		
Strategic Regeneration and Development		<input type="checkbox"/>
Schools		<input checked="" type="checkbox"/>
Planning and Housing		<input checked="" type="checkbox"/>
Community Services		<input checked="" type="checkbox"/>
Energy, Sustainability and Customer		<input type="checkbox"/>
Jobs, Growth and Transport		<input checked="" type="checkbox"/>
Adults, Health and Community Sector		<input checked="" type="checkbox"/>
Children, Early Intervention and Early Years		<input checked="" type="checkbox"/>
Leisure and Culture		<input checked="" type="checkbox"/>
Resources and Neighbourhood Regeneration		<input checked="" type="checkbox"/>
Summary of issues (including benefits to citizens/service users):		
This report focusses on current priorities and issues facing the Basford and Bestwood wards and provides details of forthcoming events and activities. The report replaces the previous Performance report which used operational data supplied by the Crime and Drugs Partnership.		
Recommendation:		
1	That the Committee notes, and comments on, the priorities, current issues and supporting information for the Basford and Bestwood Wards.	

1 REASONS FOR RECOMMENDATIONS

- 1.1 Each Ward manages a set of priorities and key issues through regular meetings of its Neighbourhood Action Team (NAT). These meetings are led by Neighbourhood Development Officers (NDOs) and supported by core partners including Nottingham City Homes (NCH), Neighbourhood Policing, Community Protection, Children and

Early Help, City Services / Waste Management; Fire and Rescue Services and Health.

- 1.2 Ward Councillors are also invited to participate in these meetings.
- 1.3 Ward priorities are identified and informed from a range of sources including Citizens, Councillors, Partners and Officers and current issues will be updated for each area committee.
- 1.4 The list of events and activities will take account of the work which all NDOs undertake with partner organisations within their Ward and shows the depth of activity in place working alongside neighbourhood management to improve social cohesion and tackle priorities at a ward and area level.

2 BACKGROUND (INCLUDING OUTCOMES OF CONSULTATION)

- 2.1 The Basford and Bestwood Wards sit within the wider Area 2 Committee which adopted four area based priorities at its first Area Cluster meeting – crime and grime, youth provision, bringing derelict sites into use and the social isolation of older people.
- 2.2 These priorities demonstrate a link to the City Council’s current ambitions contained in the latest City Council Plan 2015 - 19. Actions for each priority will be developed and led by appropriate service teams and partnerships. The Area priorities were reported to the last Area 2 Committee on 24th February 2016 and will be updated at each area Committee
- 2.3 The area priorities listed in 2.1 sit within wider pieces of work and broader agendas which are being addressed by multi agency approaches across the City. At a Ward level it is important to identify how some of these more complex priorities can be worked on at local levels – either ward or area by introducing local solutions. This could, for example, include more targeted use of funding such as Ward Councillor budgets to support healthy eating initiatives or the use of Area Capital to develop an outdoor gym facility.
- 2.4 The current Ward priorities which have been reported previously through the area committee performance reports are shown in Appendix 1 (Bestwood) and 2 (Basford). These priorities will be updated for each area committee, taking into account discussions at NAT meetings and various groups and activities involving local residents.
- 2.5 Appendix 1(Bestwood) and 2 (Basford) sets out the current key issues.
- 2.6 Appendix 1(Bestwood) and 2 (Basford) highlights the forthcoming opportunities for citizens to engage in events and activities in their neighbourhoods.

3 OTHER OPTIONS CONSIDERED IN MAKING RECOMMENDATIONS

- 3.1 None.

4 FINANCE COMMENTS (INCLUDING IMPLICATIONS AND VALUE FOR MONEY/VAT)

4.1 None.

5 LEGAL AND PROCUREMENT COMMENTS (INCLUDING RISK MANAGEMENT ISSUES, AND LEGAL, CRIME AND DISORDER ACT AND PROCUREMENT IMPLICATIONS)

5.1 None.

6 STRATEGIC ASSETS & PROPERTY COMMENTS (FOR DECISION RELATING TO ALL PROPERTY ASSETS AND ASSOCIATED INFRASTRUCTURE) (AREA COMMITTEE REPORTS ONLY)

6.1 None.

7 EQUALITY IMPACT ASSESSMENT

7.1 Has the equality impact of the proposals in this report been assessed?

No



An EIA is not required because:

An EIA is not required as this is not a new or changing policy, service or function. Appendix 1 & 2 highlights the forthcoming opportunities for citizens to engage in events and activities in their neighbourhoods

8 LIST OF BACKGROUND PAPERS OTHER THAN PUBLISHED WORKS OR THOSE DISCLOSING CONFIDENTIAL OR EXEMPT INFORMATION

8.1 None.

9 PUBLISHED DOCUMENTS REFERRED TO IN COMPILING THIS REPORT

9.1 None.

APPENDIX 1

Bestwood Ward Priorities

Safer Nottingham

Priority	Lead
To reduce all crime	Police
To address domestic violence through prevention and support services	Police and Early Help
To reduce anti-social behaviour in the neighbourhood priority area, focusing upon hotspots, diversionary activities and nuisance neighbours	Police, Community Protection, NCH, Early Help & Area Lead.

Neighbourhood Nottingham

Priority	Lead
To improve the visual appearance of neighbourhoods by tackling hot spot areas	City Services, Community Protection

Families Nottingham

Priority	Lead
Maintain activities for young people	Early Help, Area Lead
Increase awareness of welfare reform and support services	Bestwood Financial Resilience Group

Health Nottingham

Priority	Lead
To reduce childhood obesity	Public Health, City Care Nutrition Team, Southglade Leisure Centre, schools
To support local volunteers, raise aspirations and support community empowerment	NAT
To promote mental health services and mental well being	Public Health, NAT

Working Nottingham

Priority	Lead
To raise awareness of job opportunities and provide support to get people into employment. New priorities tbc by new Area 1 & 2 Employment & Skills Partnership	NCC Economic Development Area Lead Bestwood Partnership

List of key current issues (taken from latest NAT Review)

- Continued promotion of neighbourhood alert.
- Review depending on policing resources of 4 weeks 4 streets initiative
- Community Protection undertaking enforcement against noisy neighbours.
- Partner referral to Freedom Programme – for victims of domestic violence.
- Ongoing work by partners to explore what additional intervention can be put in place in the long term to address on street youth related asb.
- To manage the transition of young people from William Olds Youth Club to the Ridge Adventure Playground
- Undertaking regular ward walks.
- NAT planning for a day of action in the summer months.
- Joint visit by Community Protection and Waste Management to address bins in the Morrell Bank area.
- New NCH caretaking service in Belconnen and Wyton areas – hotspot area.
- Planning for three month deployment of CCTV camera into Belconnen area
- Launch of We're Watching You Campaign into Bestwood Estate (April 2016).
- Ongoing targeted dog fouling and fly tipping operations
- Mental Health awareness session for NAT members.
- Support establishment of new Employment and Skills Partnership
- Delivery of family learning opportunities
- Delivered a 'Taste Of Bestwood – Foods From Across the World Event' (March)
- Delivered Bestwood's Got Talent Final (March)

Opportunities for citizens to engage - forthcoming dates of events and activities

- 13th April – Launch of We're Watching You campaign
- 13th April – Councillor Ward Walk (Bestwood Estate)
- 17th May – Bestwood Park Community Association AGM
- 8th June – Councillor Ward Walk (venue tbc)
- 2nd July – Oakwood Academy Food Festival, 2-6pm
- 13th July – Councillor Ward Walk (venue tbc)
- 28th July – Southglade Park Live, 12-4pm – Southglade Park
- 30th July – Leen Valley Fun Day – 11-3pm – Leen Valley Community Centre
- 4th August – Bestwood Estate Summer Fun afternoon, 2-4pm Bestwood Estate Community Centre

APPENDIX 2

Basford Ward Priorities

Safer Nottingham

Priority	Lead
Promote Nottingham Alert, Twitter and Neighbourhood Watch schemes	Police
Reduce crime and Anti-social behaviour, focusing on hotspots, by increasing patrols and diversionary activities	NAT

Neighbourhood Nottingham

Priority	Lead
Support Community groups and organisations to hold events	Neighbourhood Management
Promote interest in Tenants and Residents groups eg Whitemoor area	Nottingham City Homes
Target litter, dog fouling and fly tipping	NAT
Promote bulky waste appointment service and reduce bin contamination	Waste Management
Promote community litter pick events with TRA's schools, and residents	NAT
Improve parking around Southwark School by installing additional bollards	Traffic Management
Improve parking around Whitemoor School by introducing additional waiting restrictions	Traffic Management
Improving footways on Hayling Drive and Runton Drive	Highways

Families Nottingham

Priority	Lead
Explore weekly youth group on Whitemoor estate	Early Help
Further priorities for 2016/17 – to be reviewed	Early Help, Area Lead
Working with partners to secure additional funding for young people activities	NM

Health Nottingham

Priority	Lead
increase physical activity including cycling and walking projects	Health, TravelRight
Sustain current City ambitions around cycling and walking	Travelright

Working Nottingham

Priority	Lead
----------	------

<p>To raise awareness of job opportunities and provide support to get people into employment. New priorities tbc by new Area 1 & 2 Employment & Skills Partnership</p>	<p>NCC Economic Development Area Lead Area Lead</p>
--	---

List of key current issues (taken from latest NAT Review)

Page 67

- Continued promotion of neighbourhood alert.
- Review depending on policing resources of 4 weeks 4 streets initiative
- Ongoing work by partners to explore what additional intervention can be put in place in the long term to address on street youth related asb.
- To promote the existing provision for young people on Heathfield and explore additional sessions in the Stockhill and Whitemoor Areas
- Undertaking regular ward walks.
- Action against Colsons – working with the Environment Agency to seek improvements on operation or to take enforcement action and investigate Nottingham City Council powers under planning and highway legislation to take enforcement action.
- Days of Action in April, the summer and in October
- Explore purchase of CCTV camera for Basford
- Launch of We're Watching You Campaign into Basford – summer 2016
- Ongoing targeted dog fouling and fly tipping operations
- Support establishment of new Employment and Skills Partnership
- Promote family learning opportunities provided by NCH and local colleges
- Community Cohesion event themed around food in April
- To improve the state of trees in the area
- Improving the environment by encouraging residents to keep front areas clean
- Parking issues around schools
- Explore ways to reduce vandalism to trams along the River Leen path
- Discourage parking on grass verges to improve visual appearance of neighbourhoods

Opportunities for citizens to engage - forthcoming dates of events and activities

- Monthly meeting with Stockhill and Ladbrooke Tenants and Residents
- Monthly meetings with Highbury Vale Tenants and Residents
- Monthly meetings with Rosegay TRA
- Quarterly meetings with Friends of Vernon Park
- Quarterly Ward Forums
- Picnic on the Park – Friday 22nd April on Stockhill Park
- Day of Action around Basford United FC and Birds Estate – Thursday 21st April
- Ward Walk – Thursday 19th May around Cinderhill
- Ward Walk – Thursday 23rd June around Whitemoor
- Vernon Park Summer Fun Day – Friday 22nd July
- Highbury Vale Summer Fun Day – Saturday 30th July
- Stockhill Park Summer Fun Day – Wednesday 10th August

AREA 2 COMMITTEE – 25 MAY 2016

Title of paper:	AREA CAPITAL FUND - 2016/17 Programme	
Director:	Dave Halstead Director of Neighbourhood Services	Wards affected: Basford and Bestwood
Report author(s) and contact details:	Dale Griffin Neighbourhood Development Officer - Bestwood Ward 0115 8833736 dale.griffin@nottinghamcity.gov.uk Gursharan Singh Nijran Neighbourhood Development Officer - Basford Ward Tel 0115 8833734 gursharan.nijran@nottinghamcity.gov.uk	
Other colleagues who have provided input:	Nancy Hudson, Projects Officer, Highway Services Tel: 0115 8765633 nancy.hudson@nottinghamcity.gov.uk	

Relevant Council Plan Key Theme:		
Strategic Regeneration and Development		<input checked="" type="checkbox"/>
Schools		<input type="checkbox"/>
Planning and Housing		<input type="checkbox"/>
Community Services		<input type="checkbox"/>
Energy, Sustainability and Customer		<input type="checkbox"/>
Jobs, Growth and Transport		<input checked="" type="checkbox"/>
Adults, Health and Community Sector		<input type="checkbox"/>
Children, Early Intervention and Early Years		<input type="checkbox"/>
Leisure and Culture		<input type="checkbox"/>
Resources and Neighbourhood Regeneration		<input checked="" type="checkbox"/>

Summary of issues (including benefits to citizens/service users):

This report provides Councillors with the latest spend proposals under the Area Capital Fund, including highways and footways.

Recommendations: That the Committee:	
1	note the end of year expenditure for 2015/16 (Appendix 1) and the Area Capital monies available to Bestwood and Basford in 2016/17 (Appendix 2).
2	approve the committed Area Capital schemes as detailed in Appendix 2.

1 REASONS FOR RECOMMENDATIONS

- 1.1 The Nottingham LTP 2011-2026 maintains a commitment to deliver local transport improvements across Nottingham's Neighbourhoods and prioritises small scale transport improvements of importance to local communities.

- 1.2 As part of the budget process Nottingham City Council approved at the Executive Board meeting on 23 February 2016 an LTP capital allocation of £1.25 million citywide between 2016-17. At the same meeting a citywide allocation of General Fund Element (public realm) of £750,000 was agreed.
- 1.3 To give opportunity for the Area Committee to make comment on suggested schemes and their progress

2 BACKGROUND (INCLUDING OUTCOMES OF CONSULTATION)

- 2.1 The Area Capital Programme was established in 2006 to improve the environment of the neighbourhoods and to create a sense of place for residents in order to improve the quality of life of local people. The improvements that have been carried out to date using this programme, have included: footpaths, fences, visual enhancements to public realm, refurbishment of parks and improvements to public buildings.
- 2.2 Resources are allocated from the Nottingham City Council general fund and the Local Transport Plan (LTP). To achieve a joint approach to environmental improvements in neighbourhoods, a greater degree of flexibility has been established to prioritise and deliver improvements so that there is a synergy in local solutions for local issues across neighbourhoods.
- 2.3 The programme of works is a rolling programme. There have been instances where schemes are started, with strong community involvement and interest, only to be altered at a later stage due to changing circumstances such as economic conditions and changes in land values.
- 2.4 The Area Committee, particularly community representatives, are invited to comment specifically on those schemes identified in the proposals column and also to consider whether certain schemes can be linked to other programmes of work in order to generate best value and create a greater impact on the local area.

3 OTHER OPTIONS CONSIDERED IN MAKING RECOMMENDATIONS

- 3.1 None.

4 FINANCE COMMENTS (INCLUDING IMPLICATIONS AND VALUE FOR MONEY/VAT)

- 4.1 Bringing together the various strands which form part of the Area Capital Programme enables the City Council to respond efficiently in delivering on public realm improvements as identified by local people.

5 LEGAL AND PROCUREMENT COMMENTS (INCLUDING RISK MANAGEMENT ISSUES, AND LEGAL, CRIME AND DISORDER ACT AND PROCUREMENT IMPLICATIONS)

- 5.1 A risk register has been produced which is regularly monitored.

6 STRATEGIC ASSETS & PROPERTY COMMENTS (FOR DECISION RELATING TO ALL PROPERTY ASSETS AND ASSOCIATED INFRASTRUCTURE) (AREA COMMITTEE REPORTS ONLY)

6.1 None.

7 EQUALITY IMPACT ASSESSMENT

7.1 An EIA is not required as this is not a new or changing policy, service or function.

8 LIST OF BACKGROUND PAPERS OTHER THAN PUBLISHED WORKS OR THOSE DISCLOSING CONFIDENTIAL OR EXEMPT INFORMATION

8.1 Highways Framework Agreement.

9 PUBLISHED DOCUMENTS REFERRED TO IN COMPILING THIS REPORT

9.1 Executive Board Report, 23 February 2016, as part of Item 82, Medium Term Financial Plan 2016/17-2018/19, under Annex 3, Capital Programme.

Appendix 1

Basford Area Capital 2015 - 2016 Programme

Basford LTP schemes

Location	Type	Councillor Prioritised / Area Committee Approved	Estimate	Estimated start date	Completed	Details
Heatherley Drive	footpaths	Approved February 2016	£55,663	11/04/2016		Footpath reconstruction on odd-numbered side of Heatherley Drive - lead service: Highway Maintenance
Runton Drive	footpaths	Approved February 2016	£337	09/05/2016		Footpath reconstruction on odd-numbered side of Runton Drive (LTP contribution) - lead service: Highway Maintenance
Bracknell Crescent/Hayling Drive	TRO	Approved September 2015	£7,000			Junction protection at the junction of Bracknell Cres / Hayling Dr to address parking issues at Whitemoor School - lead service: Traffic & Safety
Park Lane	Bollards	Tabled June 2015	£3,000	tbc		Additional bollards outside Southwark School to prevent parking on the pavement - lead service: Traffic & Safety

Total LTP schemes*

£66,000

Basford Public Realm schemes

Location	Type	Councillor Prioritised / Area Committee Approved	Estimate	Estimated start date	Completed	Details
Greenwich Avenue	signage	Approved February 2016	£1,000			Direction signs for users of Mill Street playing field - lead service: Traffic & Safety
Mill Street Playing field	litter bins	Approved February 2016	£3,000			Litter bins for Mill Street playing field - lead service: Locality Management
Runton Drive	footpaths	Approved February 2016	£13,702			Footpath reconstruction on odd-numbered side of Runton Drive (PR contribution) - lead service: Highway Maintenance
Selwyn Close	area improvement	Approved September 2015	£4,250			Additional contribution to Groundworks plan to include landscaping, parking spaces, fencing, space for communal use - lead service: Neighbourhood Services
Basford Ward trees	tree works	Approved June 2015	£5,000	tbc		Contribution to 3 year city-wide programme of felling inappropriately placed trees and replacement tree planting - lead service: Parks & Open Spaces

Total Public Realm schemes**

£26,952

Basford Withdrawn schemes

Location	Type	Reason	Amount	Details

Total Decommitted*** £0

2015-2016 LTP allocation	£66,000
LTP carried forward from 2013-2015	£0
2015 - 2016 Public Realm allocation	£39,600
Public Realm carried forward from 2013-2015	£664
Total Available 2015 - 2016 ACF	£106,264
*Less LTP schemes	- £66,000
**Less Public Realm schemes	- £26,952
***Decommitted funds	+ £0
Remaining available balance	£13,312
LTP element remaining	£0
Public Realm element remaining	£13,312

Bestwood Area Capital 2015 - 2016 Programme

Bestwood LTP schemes

Location	Type	Councillor Prioritised / Area Committee Approved	Estimate	Estimated start date	Completed	Details
Ridgeway	road safety	Approved February 2016	£8,253			Provide two VAS units at zebra crossing on Ridgeway to assist in lowering vehicular speeds (LTP contribution) - lead service: Traffic & Safety
Bestwood Ward	dropped crossings	Approved February 2016	£1,250			Review of potential locations across the ward for dropped crossings to improve mobility access - lead service: Traffic & Safety
Ridgeway	Zebrites	Approved February 2016	£5,750			Provide two Zebrite units at zebra crossing on Ridgeway adjacent to Bradwell Drive - lead service: Traffic & Safety
Bestwood street name plates	SNP	Approved June 2015	£1,364	July 2015	31/08/15	Provide/replace street name plates at Crossfield Drive, Bala Drive, Belsay Road and Farr Row - lead service: Highway Maintenance
Bestwood Park Drive 1	footpaths	Approved June 2015	£45,818	August 2015	Yes	Footpath resurfacing on Bestwood Park Drive from Tregarth Square to Deer Park Drive - lead service: Highway Maintenance
Pedmore Valley	footpaths	Approved June 2015	£15,565	September 2015	Yes	Footpath resurfacing on Pedmore Valley from steps area to Walgrave Walk - lead service: Highway Maintenance

Total LTP schemes*

£78,000

Bestwood Public Realm schemes

Location	Type	Councillor Prioritised / Area Committee Approved	Estimate	Estimated start date	Completed	Details
Ridgeway	road safety	Approved February 2016	£9,747			Provide two VAS units at zebra crossing on Ridgeway to assist in lowering vehicular speeds (PR contribution) - lead service: Traffic & Safety
Bestwood Ward CCTV	security cameras	Approved February 2016	£5,480			Provision of 3G CCTV camera with 2 year licence and 8 relocations to identified sites - lead service: Neighbourhood Management
Bestwood Ward trees	tree works	Approved June 2015	£5,000	tbc		Contribution to 3 year city-wide programme of felling inappropriately placed trees and replacement tree planting - lead service: Parks & Open Spaces
Leybourne Drive	area improvement	Approved June 2015	£50,000	tbc		Contribution to public realm improvement scheme in partnership with NCH - lead service: NCH
Eden Glade	area improvement	Approved June 2015	£12,000	<i>decommitted</i>		Contribution to consultation and feasibility study into the environmentally-friendly development of the Eden Glade site - lead service: TBC

Total Public Realm schemes**

£82,227

Bestwood Withdrawn schemes

Location	Type	Reason	Amount	Details
Previously decommitted schemes			£12,000	
Total Decommitted***			£12,000	
2015-2016 LTP allocation			£78,000	
LTP carried forward from 2013-2015			£0	
2015 - 2016 Public Realm allocation			£46,850	
Public Realm carried forward from 2013-2015			£32,182	
Total Available 2015 - 2016 ACF			£157,032	
<i>*Less LTP schemes</i>			- £78,000	
<i>**Less Public Realm schemes</i>			- £82,227	
<i>***Decommitted funds</i>			+ £12,000	
Remaining available balance			£8,805	
LTP element remaining			£0	
Public Realm element remaining			£8,805	

Appendix 2

Basford Area Capital 2016 - 2017 Programme

Basford LTP schemes

Location	Type	Councillor Prioritised / Area Committee Approved	Estimate	Estimated start date	Completed	Details

Total LTP schemes*

£0

Basford Public Realm schemes

Location	Type	Councillor Prioritised / Area Committee Approved	Estimate	Estimated start date	Completed	Details

Total Public Realm schemes**

£0

Basford Withdrawn schemes

Location	Type	Reason	Amount	Details

Total Decommitted***

£0

2016 - 2017 LTP allocation

£64,900

LTP carried forward from 2015 - 2016

£0

2016 - 2017 Public Realm allocation

£38,900

Public Realm carried forward from 2015 - 2016

£13,312

Total Available 2016 - 2017 ACF

£117,112

*Less LTP schemes

- £0

**Less Public Realm schemes

- £0

***Decommitted funds

+ £0

Remaining available balance

£117,112

LTP element remaining

£64,900

Public Realm element remaining

£52,212

Bestwood Area Capital 2016 - 2017 Programme

Bestwood LTP schemes

Location	Type	Councillor Prioritised / Area Committee Approved	Estimate	Estimated start date	Completed	Details
Arnold Road shops (Landcroft Crescent)	study/TRO	Approved by DA 8 April 2016	£8,525			Feasibility study into parking issues at Arnold Road shops and TRO/verge order to address these (subject to outcome of study) - lead service: Traffic & Safety
Arnold Road shops (Leen Valley)	TRO	Prioritised 11 April 2016	£22,000			Construction of layby and implementation of TRO - lead service: Traffic & Safety

Total LTP schemes* £30,525

Bestwood Public Realm schemes

Location	Type	Councillor Prioritised / Area Committee Approved	Estimate	Estimated start date	Completed	Details
Page 77						

Total Public Realm schemes** £0

Bestwood Withdrawn schemes

Location	Type	Reason	Amount	Details

Total Decommitted*** £0

2016 - 2017 LTP allocation £75,400

LTP carried forward from 2015 - 2016 £0

2016 - 2017 Public Realm allocation £45,200

Public Realm carried forward from 2015 - 2016 £8,805

Total Available 2016 - 2017 ACF £129,405

*Less LTP schemes - £30,525

**Less Public Realm schemes - £0

***Decommitted funds + £0

Remaining available balance £98,880

LTP element remaining £44,875

Public Realm element remaining £54,005

This page is intentionally left blank